

भारतीय बागान प्रबन्ध संस्थान बेंगलुरु

INDIAN INSTITUTE OF PLANTATION MANAGEMENT BENGALURU

(An Autonomous Organization of the Ministry of Commerce & Industry - GOI)

**AUDITED STATEMENT OF ACCOUNTS
FOR THE YEAR ENDED MARCH 31, 2018**

IIPM 

INDIAN INSTITUTE OF PLANTATION MANAGEMENT BENGALURU

Jnana Bharathi Campus, P.O. Malahalli, Bangalore - 560 056

Tel: 91-080-23213334, 23211716 / Fax: 91-080-23212775 / E-mail: accounts_iipmb@vsnl.net

INDIAN INSTITUTE OF PLANTATION MANAGEMENT, BENGALURU

JNANABHARATHI CAMPUS, BENGALURU - 560 056

BALANCE SHEET AS AT 31st MARCH 2018

(Amount in Rupees.)

SOURCES OF FUNDS	SCH No.	As at 31st March 2018	As at 31st March 2017
CORPUS / CAPITAL RESERVE / GENERAL FUND	1	7,76,72,638	6,58,19,506
GRANTS	2	14,86,78,162	5,57,53,140
TOTAL		22,63,50,800	12,15,72,646
APPLICATION OF FUNDS			
<u>FIXED ASSETS</u>			
GROSS BLOCK	3	12,73,93,652	12,22,41,141
LESS: DEPRECIATION		6,02,06,108	5,41,96,777
NET BLOCK		6,71,87,544	6,80,44,364
<u>INVESTMENTS</u>			
IN TERM DEPOSITS	4	15,07,06,060	3,28,66,859
<u>CURRENT ASSETS, LOANS & ADVANCES</u>			
CASH & BANK BALANCES	5	59,16,680	1,84,32,834
PROJECT ASSETS	6	99,94,720	97,30,761
ACCOUNTS RECEIVABLE	7	26,60,018	28,84,370
OTHER CURRENT ASSETS	8	37,23,869	22,61,499
LOANS AND ADVANCES/DEPOSITS	9	29,68,780	15,15,043
TOTAL		2,52,64,067	3,48,24,507
LESS: CURRENT LIABILITIES & PROVISIONS	10	1,68,06,871	1,41,63,084
NET CURRENT ASSETS		84,57,196	2,06,61,423
TOTAL		22,63,50,800	12,15,72,646
Significant Accounting Policies & Notes on Accounts	22		

The schedules referred to above and the notes thereon form an integral part of the financial statements.

This is the Balance Sheet referred to in our report of even date for N.Nityananda & Co Chartered Accountants Firm Reg No: 002479S


for and on behalf of IIPM Bangalore

Dr.V.G.Dhanakumar
Director


Ramesh T K
Assistant Accounts Officer

N.Nityananda
Proprietor
Membership No: 20275

Date: 27 JUN 2018
Place: Bangalore



Date: 27 JUN 2018
Place: Bangalore



INDIAN INSTITUTE OF PLANTATION MANAGEMENT, BENGALURU

JNANABHARATHI CAMPUS, BENGALURU - 560 056

INCOME & EXPENDITURE ACCOUNT FOR THE YEAR ENDING 31st MARCH, 2018

(Amount in Rupees.)

INCOME	SCH		Year Ending 31.03.2018	Year Ending 31.03.2017
Income from STEPS / MDP's / Projects	11		1,04,20,548	58,69,435
Post Graduation Course Fees-ABPM	12 (A)		5,57,50,162	4,79,17,659
Post Graduation Course Fees-FP & BM	12 (B)		79,62,536	-
MBA Programme Fees	13		74,55,762	26,87,000
Interest Income	14		31,95,654	34,64,092
Other Income	15		12,37,646	9,44,050
Grants recognised for the year	2		26,37,176	26,03,018
	TOTAL		8,86,59,484	6,34,85,254


EXPENDITURE				
Post Graduation Course Expenses-ABPM	16 (A)		3,96,43,029	3,74,86,625
Post Graduation Course Expenses-FP & BM	16 (B)		38,96,927	-
MBA Programme Expenses	17		44,11,356	27,34,979
Expenditure on STEPS/MDPs/Projects	18		54,66,696	8,83,691
Staff Emoluments and Benefits	19		91,04,459	84,10,545
Campus Maintenance Expenses	20		35,08,983	24,91,400
Office Administration & Other Expenses	21		43,33,685	52,72,923
Total Before Depreciation			7,03,65,135	5,72,80,163
Surplus i.e Excess of Income Over Expenditure (Before Depreciation)			1,82,94,349	62,05,091
Depreciation on : Building acquired out of Government Grants	3	26,37,176	64,41,217	55,39,179
Depreciation on other Fixed Assets		38,04,042		
Total After Depreciation			7,68,06,352	6,28,19,342
Surplus i.e Excess of Income Over Expenditure (After Depreciation)			1,18,53,132	6,65,912
transferred to General Fund				

The schedules referred to above and the notes thereon form an integral part of the financial statements

for and on behalf of IIPM Bangalore

Dr.V.G.Dhanakumar
Director


Ramesh T K
Assistant Accounts Officer



Date: 27 JUN 2018
Place: Bangalore

This is the Statement of Income and Expenditure referred to in our report of even date for N.Nityananda & Co Chartered Accountants Firm Reg No: 002479S

N.Nityananda
Proprietor
Membership No: 20275



Date: 27 JUN 2018
Place: Bangalore


INDIAN INSTITUTE OF PLANTATION MANAGEMENT, BENGALURU		
JNANABHARATHI CAMPUS, BENGALURU - 560 056		
SCHEDULES FORMING PART OF FINANCIAL STATEMENTS		
	(Amount in Rupees.)	
	As at 31.03.2018	As at 31.03.2017
SCHEDULE - 1		
CORPUS/CAPITAL RESERVE	1,90,19,291	1,90,19,291
GENERAL FUND		
Accumulated Balance of Surplus of Income over Expenditure	4,68,00,215	4,61,34,303
Add: Surplus transferred from Income & Expenditure A/c	1,18,53,132	6,65,912
Total	7,76,72,638	6,58,19,506
SCHEDULE - 2		
GRANTS		
A. INFRASTRUCTURE GRANTS		
1. Grants Received from Horticulture Dept. Govt. of Andhra Pradesh for Establishment of IIPM Centre at Krishna Dist. Vijayawada-AP	10,00,00,000	-
Add: Interest on Grants	30,62,195	-
Total (1)	10,30,62,195	-
2. Grants received from Government of India for Infrastructure Facilities	2,72,75,000	2,87,90,000
(i) Less: Amortisation of deferred income for the current year @ 3.03% of the grant	15,15,000	15,15,000
Total (2)	2,57,60,000	2,72,75,000
3. Grants received and interest thereon from Coffee Board towards construction of Girls Hostel	19,46,644	20,53,744
(i) Less: Amortisation of deferred income for the current year @ 3.57% of the grant	1,07,100	1,07,100
Total (3)	18,39,544	19,46,644
4. Grants received and interest there on from Ministry of Commerce and Industries for Construction of Independent Girls Hostel	87,29,798	92,11,404
(i) Less: Amortisation of deferred income for the current year @ 3.85% of the grant	4,81,338	4,81,606
Total (4)	82,48,460	87,29,798
5. Grants received from Rubber Board - Lecture Hall Facility (KRC)	20,11,068	21,11,857
(i) Less: Amortisation of deferred income for the current year @ 4.17% of the grant	1,00,789	1,00,789
Total (5)	19,10,279	20,11,068
6. Grants received from Tea Board - Lecture Hall Facility (KRC)	18,96,394	19,97,183
(i) Less: Amortisation of deferred income for the current year @ 4.17% of the grant	1,00,789	1,00,789
Total (6)	17,95,605	18,96,394
7. Grants received from Coffee Board - Lecture Hall Facility (KRC)	24,02,258	25,30,207
(i) Add: Balance grants received during the year	0	0
(ii) Less: Amortisation of deferred income for the current year @ 4.17% of the grant	1,27,949	1,27,949
Total (7)	22,74,309	24,02,258
8. Grants received from Coffee Board - Coffee Enterprenuership*	12,76,670	13,54,180
(i) Add: Grants Received during the Year	-	-
(ii) Less: Amortisation of deferred income for the current year	75,026	77,510
Total (8)	12,01,644	12,76,670
9. Grants received from ICAR-KV & VK Projects*	2,15,308	3,07,583
(i) Less: Amortisation of deferred income for the current year	1,29,185	92,275
Total (9)	86,123	2,15,308
10. Grants received from MOC&I(GOI)-SBI ASIDE Project*	4,61,00,000	4,61,00,000
(i) Add: Interest Received from Grants	-	-
(ii) Less: Amount transferred back to Spices Board as directed	4,36,00,000	3,61,00,000
Total (10)	25,00,000	1,00,00,000
* The Grant is received towards the Building, Furnitures, Equipments and Computers.		
Total Amortisation during the year	26,37,176	26,03,018
Grant Balance (Grand Total (1+2+3+4+5+6+7+8+9+10))	14,86,78,159	5,57,53,140

INDIAN INSTITUTE OF PLANTATION MANAGEMENT, BENGALURU
JNANABHARATHI CAMPUS, BENGALURU- 560 056


SCHEDULE - 3

FIXED ASSETS AND DEPRECIATION - 2017-18

Asset Type	Depr. Method	Depr. Rate	GROSS BLOCK				ACCUMULATED DEPRECIATION				NET BLOCK	
			As at 01/04/2017	Additions		As at 31/03/2018	Deletions	As at 01/04/2017	Depr For the year	Deletion	As at 31/03/2018	As at 31/03/2017
				>180 days	<180 days							
			Rs.	Rs.	Rs.	Rs.		Rs.	Rs.		Rs.	Rs.
Buildings - Funded thru Grants	SLM		7,49,90,152	-	-	7,49,90,152	-	2,99,84,110	23,02,036	-	3,24,86,146	4,30,06,042
Buildings - Funded thru Own Resources	SLM		1,03,71,128	10,33,296	-	1,11,91,588	2,10,836	19,86,067	7,22,097	-	84,84,824	83,84,461
Funded through Grants												
Computers Accessories-CEC	WDV	60.00%	1,07,344	-	-	1,07,344	-	1,03,824	2,112	-	1,05,936	3,320
Computers Accessories-ICAR Projects	WDV	60.00%	3,07,583	-	-	3,07,583	-	92,275	1,29,185	-	2,21,460	2,15,308
Office Equipments-CEC	WDV	15.00%	30,393	-	-	30,393	-	15,377	2,252	-	17,629	15,016
Furniture & Fixtures-CEC	WDV	10.00%	26,950	-	-	26,950	-	11,037	1,391	-	12,628	13,913
Funded through Own Resources												
Computers Accessories	WDV	60.00%	73,07,858	13,40,225	2,23,220	86,34,110	2,37,193	68,27,343	10,17,094	47,320	77,97,117	8,36,993
Computer Software	WDV	25.00%	15,45,992	-	-	15,45,992	-	11,45,677	1,00,079	-	12,45,756	3,00,236
Plant and Machinery & Motor Cars	WDV	15.00%	1,12,75,069	17,22,635	4,70,831	1,27,40,169	7,28,386	55,04,695	10,50,010	3,84,564	61,70,141	65,70,028
Furniture & Fixtures & Library Books	WDV	10.00%	1,62,78,334	13,86,121	2,87,973	1,78,17,033	1,35,395	85,25,432	9,14,762	-	94,40,194	83,76,839
Library books-CEC	WDV	100.00%	338	-	-	338	-	338	-	-	338	-
Total			12,22,41,141	54,82,297	9,82,024	13,11,810	13,11,810	5,41,96,775	64,41,217	4,31,884	6,02,06,108	6,71,87,544
Previous year			(11,24,93,717)	(52,37,955)	(52,58,682)	(12,22,41,141)	(7,49,213)	(4,91,59,112)	(53,39,179)	(5,01,514)	(5,41,96,777)	(6,80,44,364)
												(6,33,34,605)



INDIAN INSTITUTE OF PLANTATION MANAGEMENT, BENGALURU		
JNANABHARATHI CAMPUS, BENGALURU - 560 056		
SCHEDULES FORMING PART OF FINANCIAL STATEMENTS		
	(Amount in Rupees.)	
	As at 31.03.2018	As at 31.03.2017
SCHEDULE - 4		
INVESTMENT TERM DEPOSITS		
I. Investments - In Term Deposits in Schedule Banks		
United Bank of India	4,72,00,000	3,24,00,000
United Bank of India - AP Grants	10,00,00,000	-
Interest accrued on Bank Deposits	35,06,060	4,66,859
Total	15,07,06,060	3,28,66,859
SCHEDULE - 5		
A. CURRENT ASSETS		
CASH AND BANK BALANCES		
Cash on hand	52,376	34,792
BALANCE WITH SCHEDULED BANKS IN CURRENT DEPOSIT ACCOUNTS		
United Bank of India	58,15,111	1,83,82,428
ICICI Bank	49,193	15,614
Total	59,16,680	1,84,32,834




INDIAN INSTITUTE OF PLANTATION MANAGEMENT, BENGALURU				
JNANABHARATHI CAMPUS, BENGALURU - 560 056				
SCHEDULES FORMING PART OF FINANCIAL STATEMENTS				
SCHEDULE - 6	(Amount in Rupees.)		(Amount in Rupees.)	
PROJECT ASSETS	As at 31st March 2018		As at 31st March 2017	
	1	2	1	2
	Debit	Credit	Debit	Credit
<i>MULTI YEAR TRAINING PROGRAMMES</i>				
1. Grass-Root Workforce Governance & Management	61,62,226	35,32,021	61,62,226	35,32,021
2. IIPM Centre Jorhat Expenses	73,64,515	-	57,78,247	-
3. Commodity Board Chair Professorship	-	-	2,04,20,695	2,00,98,385
4. National Mission of Food Processing	-	-	1,50,000	1,50,000
5. IIPM Centre - Vijayawada	-	-	10,00,000	-
Total	1,35,26,741	35,32,021	3,35,11,169	2,37,80,408
Net Balance		99,94,720		97,30,761




INDIAN INSTITUTE OF PLANTATION MANAGEMENT, BENGALURU		
JNANABHARATHI CAMPUS, BENGALURU - 560 056		
SCHEDULES FORMING PART OF FINANCIAL STATEMENTS		
	(Amount in Rupees.)	
	As at 31.03.2018	As at 31.03.2017
SCHEDULE - 7		
ACCOUNTS RECEIVABLE		
TDS Recovery from Employee	5,060	4,252
STEP/RO RECEIVABLE		
STEP - Tea Board receivable	26,54,958	28,22,284
STEP - Coffee Board receivable	-	57,834
Total	26,60,018	28,84,370
SCHEDULE - 8		
OTHER CURRENT ASSETS		
Prepaid expenses	1,42,984	1,50,153
Tax deducted at source	1,64,941	54,700
GST Input Tax Credit-RCM	12,38,771	-
Telephone/Internet Charges/Electricity Charges/Travel/Purchase due/Sundry Debtors	8,694	66,366
Annual Membership Fee receivable	50,000	70,000
Campus Maintenance-UBI receivable	29,260	28,675
PGDM-ABPM/PGDM-FP&BM/MBA/PGCM-IB Students Fee Receivable	14,69,719	15,19,005
MDP-Projects Fee Receivables	6,19,500	3,72,600
Total	37,23,869	22,61,499
SCHEDULE - 9		
ADVANCES AND DEPOSITS		
ADVANCE		
Festival & Other Advances	28,800	8,730
Purchase Advance/Supplier Advance	-	16,333
Total (1)	28,800	25,063
DEPOSITS		
Rental Deposit	25,00,000	10,50,000
Telephone Deposit	80,520	80,520
Power deposit	3,26,860	3,26,860
Library deposit	25,000	25,000
Gas cylinder Deposit	7,600	7,600
Total (2)	29,39,980	14,89,980
Total (1+2)	29,68,780	15,15,043
SCHEDULE - 10		
CURRENT LIABILITIES AND PROVISIONS		
a) Project Liabilities	12,80,967	1,82,866
Total	12,80,967	1,82,866
b) Sundry Creditors for expenses		
Rents, Power		
Electricity Charges (Hostel and campus) payable	1,22,387	1,33,728
Employee Related		
Recoveries from Staffs/Faculty Members payable	2,52,350	2,47,775
Medical Reimbursement payable	6,692	-
Over time allowances payable	1,238	314
Employer's contribution to EPF and Administration charges payable	2,30,021	2,25,577
c) Others		
Sundry Liabilities	48,95,421	42,65,409
Statutory Dues payable	6,59,396	4,36,006
Audit Fees payable	1,03,500	1,15,000
Mess Charges Payable	20,30,013	15,41,501
Field Visit Fee Refundable	9,461	9,461
Study Abroad Programme Fee Refundable	-	75,080
Security Deposit	2,21,500	1,21,500
Caution Deposit	24,67,759	19,58,460
Revolving Fund - Coffee Board of India	-	3,58,341
PGDM-ABPM/MBA/PGCM-IB Alumni Fund/Retention deposit	2,93,983	2,59,883
Total (a to c) A	1,12,93,721	97,48,035
PROVISION		
Provision for Leave Encashment Liability	42,32,183	42,32,183
TOTAL Current Liabilities & Provisions B	42,32,183	42,32,183
GRAND TOTAL A+B	1,68,06,871	1,41,63,084

INDIAN INSTITUTE OF PLANTATION MANAGEMENT, BENGALURU		
JNANABHARATHI CAMPUS, BENGALURU - 560 056		
SCHEDULES FORMING PART OF FINANCIAL STATEMENTS		
	(Amount in Rupees.)	
	Year Ending 31.03.2018	Year Ending 31.03.2017
SCHEDULE - 11		
<i>INCOME FROM SHORT TERM EXECUTIVE PROGRAMMES- REACH OUT/PROJECTS/MDP's</i>		
Institutional Fee income	10,12,955	20,13,644
Surplus from STEP - RO Programmes		
Short Term Executive Programmes for Coffee Board	-	82,010
Short Term Executive Programmes for Spices Board	-	15,84,240
TOTAL (1)	-	16,66,250
Surplus from Consultancy Projects/MDP Programmes		
Short Programmes/Executive Programmes Conducted by IIPM	90,33,459	21,01,797
PCP-ACABC Programme	3,74,134	87,744
TOTAL (2)	94,07,593	21,89,541
TOTAL (1+2)	1,04,20,548	58,69,435
SCHEDULE - 12		
<i>POST GRADUATION COURSE FEES (Refer Sub Schedule -1)</i>		
A. Post Graduate Diploma in Management : Agri-Business and Plantation Management	5,57,50,162	4,79,17,659
B. Post Graduate Diploma in Management : Food Processing & Business Management	79,62,536	-
SCHEDULE - 13		
<i>MBA COURSE FEES (Refer Sub Schedule -2)</i>		
A. MBA Programme Fees	74,55,762	26,87,000
TOTAL (A+B)	7,11,68,460	5,06,04,659
SCHEDULE - 14		
<i>INTEREST INCOME</i>		
Interest on Bank Deposits	31,95,654	34,64,092
TOTAL	31,95,654	34,64,092



INDIAN INSTITUTE OF PLANTATION MANAGEMENT, BENGALURU		
JNANABHARATHI CAMPUS, BENGALURU - 560 056		
SCHEDULES FORMING PART OF FINANCIAL STATEMENTS		
	(Amount in Rupees.)	
	Year Ending 31.03.2018	Year Ending 31.03.2017
SCHEDULE - 15		
Other Income		
Annual Membership	1,50,000	1,70,000
Campus Maintenance recoveries	3,75,120	3,66,097
Department Vehicle recoveries	6,720	6,720
Miscellaneous Receipts	7,05,806	4,01,233
TOTAL	12,37,646	9,44,050
SCHEDULE - 16		
POST GRADUATION COURSE EXPENSES (Refer Sub Schedule-1)		
Post Graduate Diploma in Management : Agri-Business and Plantation Management		
A. PGDM-ABPM Course Expenses	3,96,43,029	3,74,86,625
B. PGDM-FB&BM Course Expenses	38,96,927	-
SCHEDULE - 17		
MBA COURSE EXPENSES (Refer Sub Schedule-3)		
B. MBA Programme Expenses	44,11,356	27,34,979
TOTAL (A+B)	4,79,51,312	4,02,21,604
SCHEDULE - 18		
Short Term Executive Programmes organized by IIPM	54,66,696	8,83,691
SCHEDULE - 19		
STAFF EMOLUMENTS AND BENEFITS		
Salaries and Allowances	2,55,24,154	2,31,79,873
Employer's contribution to Provident Fund	27,30,586	26,12,223
Employer's contribution to Gratuity Fund	74,254	21,604
Employer's contribution to Superannuation Fund	12,95,500	12,44,413
Medical reimbursement	2,34,612	4,67,094
Children Education Allowances	4,04,223	4,27,928
Staff Welfare expenses	84,870	82,019
TOTAL	3,03,48,199	2,80,35,154
Less: Apportionment of 70% of Salary & Allowances	(2,12,43,740)	(1,96,24,609)
Contribution of PF and Superannuation attached to Post Graduation Course		
TOTAL	91,04,459	84,10,545




INDIAN INSTITUTE OF PLANTATION MANAGEMENT, BENGALURU

JNANABHARATHI CAMPUS, BENGALURU - 560 056

SCHEDULES FORMING PART OF FINANCIAL STATEMENTS

	(Amount in Rupees.)	
	Year Ending 31.03.2018	Year Ending 31.03.2017
SCHEDULE - 20		
MAINTENANCE EXPENSES		
Campus & Garden Maintenance	24,12,187	13,72,656
Vehicle Maintenance	2,32,758	1,97,515
Repairs & Maintenance	7,87,814	8,59,795
Generator Maintenance	76,224	61,434
TOTAL	35,08,983	24,91,400
SCHEDULE - 21		
OFFICE ADMINISTRATION & OTHER EXPENSES		
Printing & Stationery	4,82,337	3,78,167
Postage & Telephone Charges	3,16,152	2,92,985
Electricity Charges	11,70,816	7,17,906
Security Service charges	12,96,884	9,46,537
Travelling & Conveyance	3,30,089	5,24,524
Rates & Taxes	893	53,110
Insurance	89,184	77,453
Land Lease Rent	4,750	4,750
Office Expenses	1,06,812	6,84,164
Newspaper, Books & Periodicals	1,51,110	3,61,497
Board Meeting Expenses	25,536	1,32,036
Internal Audit Fee	50,000	57,500
Statutory Audit Fee	65,000	74,750
Faculty Participation in Conference & Seminar etc.,	27,631	3,77,905
Loss on Sale of Asset	29,137	1,80,750
Website Charges	20,329	52,016
Service charges/Professional Charges	44,500	50,163
Advertisement	70,790	2,99,447
Staff Development/Training Programme	42,000	-
Bank Charges	9,735	7,263
TOTAL	43,33,685	52,72,923




INDIAN INSTITUTE OF PLANTATION MANAGEMENT

JNANABHARATHI CAMPUS, BENGALURU - 560 056
SCHEDULES FORMING PART OF FINANCIAL STATEMENTS

SUB SCHEDULE - 1 (A)			(All Amount in Rupees)		
Post Graduate Diploma in Management : Agri - Business and Plantation Management					
EXPENDITURE	Year Ending 31.03.2018	Year Ending 31.03.2017	INCOME	Year Ending 31.03.2018	Year Ending 31.03.2017
Alumni	44,190	72,805	Tution Fees	3,34,35,000	2,66,00,000
Postage & Telegram	43,021	49,778	Prospectus Fee	2,50,000	41,000
Convocation & others	1,40,286	6,43,991	Computer centre Fee	13,50,000	13,50,000
Travelling & conveyance	72,709	3,75,953	Library Fees	9,00,000	9,00,000
Admission	57,650	66,000	Sports & Cultural activities Fee	1,78,001	1,52,000
Salary	2,12,43,740	1,96,24,609	Mess Fee	80,27,150	73,49,125
Study Abroad Programme (SAP)	-	-	Placement Fee	8,90,000	4,50,000
Field Visit - Expenses	10,66,761	8,28,344	Field Visit Fee	12,15,000	11,70,000
Advertisement	64,756	1,62,103	Study Abroad Programme(SAP)	-	2,27,055
Placement	2,11,930	2,32,895	Examination Fee	1,08,000	65,071
General Expenses	8,45,724	11,70,041	Students Scholarship and others *	33,23,254	34,08,420
Telephone/ Internet Expenses	7,33,474	6,65,961	Other fee	2,66,700	1,74,900
Printing & Stationary	2,33,555	1,80,435	Seminar/Conference Fee	90,000	90,000
Sports & Cultural activities	50,419	1,17,805	Hostel,Rent&Maintainence Fee	57,17,057	51,12,258
Seminar/Conference Participation	2,700	1,750		-	-
Honarium to visiting faculty	1,11,000	75,500		-	-
Students Scholarship and others *	33,23,254	34,08,420		-	-
Mess Charges	63,70,652	58,07,624		-	-
Mess Charge Payable/refundable	16,56,498	15,41,501		-	-
Hostel Rent,Maintanance Exp	33,70,710	20,73,144		-	-
Sub Total	3,96,43,029	3,70,98,659		5,57,50,162	4,70,89,829
				-	-
Excess of Income over Expenditure	1,61,07,133	99,91,170		-	-
Grand Total	5,57,50,162	4,70,89,829	Grand Total	5,57,50,162	4,70,89,829

A sum of Rs.33.23 Lakhs represents receipt towards Students Scholarship and other receipts which is refunded to the Students and hence is a passthrough transaction and which is not in the nature of Income/Expenditure.



INDIAN INSTITUTE OF PLANTATION MANAGEMENT

JNANABHARATHI CAMPUS, BENGALURU - 560 056
SCHEDULES FORMING PART OF FINANCIAL STATEMENTS


SUB SCHEDULE - 1 (B)

(All Amount in Rupees)

Post Graduate Diploma in Management : Food Processing & Business Management

EXPENDITURE	Year Ending 31.03.2018	Year Ending 31.03.2017	INCOME	Year Ending 31.03.2018	Year Ending 31.03.2017
Alumni	-	-	Tution Fees	46,00,000	-
Postage & Telegram	3,292	-	Prospectus Fee	85,000	-
Convocation & others	-	-	Computer centre Fee	3,45,000	-
Travelling & conveyance	1,24,065	-	Library Fees	2,30,000	-
Admission	26,499	-	Sports & Cultural activities Fee	23,000	-
Salary	10,61,613	-	Mess Fee	12,21,000	-
Management Fest -IIPM Contribution	35,621	-	Placement Fee	1,15,000	-
Field Visit - Expenses	2,58,763	-	Alumini Fee	-	-
Advertisement	1,19,375	-	Examination Fee	-	-
Placement	325	-	Students Scholarship and others *	1,52,036	-
General Expenses	1,03,690	-	Field Visit Fee	3,10,500	-
Telephone/Internet Expenses	13,516	-	Seminar/Conference Fee	23,000	-
Printing & Stationary	1,48,244	-	Hostel,Rent&Maintainance Fee	8,58,000	-
Sports & Cultural activities	49,947	-		-	-
Seminar/Conference Participation	2,700	-		-	-
Honarium to visiting faculty	29,000	-		-	-
Students Scholarship and others *	1,52,036	-		-	-
Mess Charges	10,19,535	-		-	-
Mess Charge Payable/refundable	2,01,465	-		-	-
Hostel Rent,Maintanance Exp	5,47,241	-		-	-
Sub Total	38,96,927	-		79,62,536	-
				-	-
Excess of Income over Expenditure	40,65,609	-		-	-
Grand Total	79,62,536	-	Grand Total	79,62,536	-

A sum of Rs.1.52 Lakhs represents receipt towards Students Scholarship and other receipts which is refunded to the Students and hence is a passthrough transaction and which is not in the nature of Income/Expenditure.



INDIAN INSTITUTE OF PLANTATION MANAGEMENT

JNANABHARATHI CAMPUS, BENGALURU - 560 056

SCHEDULES FORMING PART OF FINANCIAL STATEMENTS


SUB SCHEDULE - 2

(All Amount in Rupees)

Master in Business Administration Course

EXPENDITURE	Year Ending 31.03.2018	Year Ending 31.03.2017	INCOME	Year Ending 31.03.2018	Year Ending 31.03.2017
Alumni	2,400	9,000	Tution Fees	12,00,000	6,00,000
Postage & Telegram	396	7,236	Prospectus Fee	42,000	28,000
Convocation & others	-	-	Computer centre Fee	4,18,600	1,65,000
Travelling & conveyance	8,234	2,41,408	Library Fees	2,75,000	1,10,000
Admission	3,05,451	1,57,665	Sports & Cultural activities Fee	1,37,500	55,000
Salary	21,60,900	9,53,821	Mess Fee	3,49,495	2,47,500
Management Fest -IIPM Contribution	400	13,330	Placement Fee	5,50,000	2,20,000
Field Visit - Expenses	-	-	Alumini Fee	3,80,730	-
Advertisement	2,81,197	5,68,627	Insurance Fee	-	1,000
Placement	-	-	Examination Fee	342	-
General Expenses	3,30,353	2,25,634	Students Scholarship and others *	8,25,615	1,42,800
Telephone/ Internet Expenses	17,480	4,992	Other Fee	22,36,480	8,78,000
Printing & Stationary	49,839	93,629	Seminar/Conference Fee	1,10,000	44,000
Sports & Cultural activities	49,942	12,477	Hostel,Rent&Maintainance Fee	4,18,500	1,95,700
Seminar/Conference Participation	-	1,750	Graduation Day Event	66,000	-
Honararium to visiting faculty	5,000	54,000	Field Visit	4,45,500	-
Students Scholarship and others *	8,25,615	1,42,800		-	-
Mess Charges	1,77,445	1,72,420		-	-
Mess Charge Payable/refundable	1,72,050	75,080		-	-
Hostel Rent,Maintanance Exp	24,654	1,110		-	-
Sub Total	44,11,356	27,34,979		74,55,762	26,87,000
				-	-
Excess of Income over Expenditure	30,44,406	(47,979)		-	-
Grand Total	74,55,762	26,87,000	Grand Total	74,55,762	26,87,000

A sum of Rs.8.25 Lakhs represents receipt towards Students Scholarship and other receipts which is refunded to the Students and hence is a passthrough transaction and which is not in the nature of Income/Expenditure.



INDIAN INSTITUTE OF PLANTATION MANAGEMENT, BENGALURU

SCHEDULE - 22

Accounting Policies and Notes on Accounts for the year ended 31st March 2018

A.SIGNIFICANT ACCOUNTING POLICIES

1. Basis of Accounting

1. The financial Statements of the Institute are prepared under historical cost convention and in accordance with the generally accepted accounting principles.
2. All income and expenditure items having a material bearing on the financial statements are recognized on accrual basis.

2. Fixed Assets


Fixed Assets are stated at cost less depreciation. The cost of an asset comprises its purchase price/construction costs and any directly attributable costs of bringing the assets to working condition for its intended use.

3. Impairment of assets

At each Balance Sheet date, the Institute reviews the carrying value of tangible and intangible assets to assess, if there is any indication of impairment based on internal/external factors.

An impairment loss is recognized whenever the carrying amount of an asset exceeds its recoverable amount. The recoverable amount is higher of the asset's net selling price or value in use. In assessing value in use, the estimated future cash flows are discounted to their present value based on appropriate discount rates.

After impairment, depreciation is provided on the revised carrying amount of the assets over its remaining useful life.



4. Depreciation and Amortization


1. Depreciation on fixed assets is provided based on the estimated useful life of the respective assets after considering the residual value as follows.
 - ✓ Depreciation on buildings on the leased land is computed on straight-line basis and charged on the useful life of the asset based on the number of years remaining of the Lease period.
 - ✓ Depreciation on assets other than buildings is provided on WDV basis and charged at the following rates:-

Asset type	Dep. Basis	Dep. Rate
Plant and Machinery	WDV	15%
Computers	WDV	60%
Computer Software	WDV	25%
Library books	WDV	10%
Furniture & Fixtures	WDV	10%
Motor Cars	WDV	15%

2. Depreciation on additions is provided prorata as follows:
 - ✓ If the assets are capitalized for over 180 days, depreciation is charged at 100% of the applicable rate and in other cases at 50% of the applicable rate.
3. In the year of sale no depreciation is charged.
4. Individual items of fixed assets costing ₹ 5000/- or less are fully depreciated in the year of capitalization.
5. The depreciation on buildings funded out of Grants is charged on straight Line Basis based on the number of years of outstanding lease period 30year with corresponding reduction in the Grants received amount.

5. Investments

1. Long-term investments are carried at cost and diminution in value other than temporary is provided for.
2. Current Investments are carried at lower of cost or fair value.



6. Revenue Recognition

1. The Institute recognizes the income from fees on the educational programmes on accrual basis.
2. The surplus if any arising out of training and consulting projects after utilization towards the Project expenditure is recognized in the year of completion of training programmes and consulting assignments as per the terms of engagement.
3. The surplus if any on Short Term Executive Programmes - reach out programmes is recognized on completion of all the programmes for the year as per the terms of engagement.
4. Revenues are recognized only if there is a certainty on its ultimate collection.ⁱ

7. Income from Investments

Income on Investments is recognized on a time proportion basis taking into account the amount Outstanding and the rate applicable.

8. Employee Benefits


Regular contributions are made to provident fund.

Gratuity and Superannuation for eligible employees is provided and the Liabilities with regard to Gratuity Plan are determined by actuarial valuation as of balance sheet date, based upon which, the company contributes all the ascertained liabilities to the Trust. Trustees administer contributions made to the Trust maintained with Life Insurance Corporation of India.

Leave encashment is provided in the books based on the number of days of Leave standing to the credit of the Eligible Employees.

9. Government Grants

1. The grants are accrued on receiving the letter of grant when there is a reasonable assurance that the conditions attached to the grants would be fulfilled and that the grant amounts will be received.
2. Grants relating to funding of depreciable fixed assets are treated as deferred income on completion of investments and are transferred to in the Income & Expenditure statement on a systematic and rational basis over the useful life of the asset. This allocation to income is made over the periods and in proportion to the depreciation charged on related assets.
3. Grants of the nature of promoters contribution is credited to Capital Reserve and is treated as part of Corpus funds.
4. Grants in the nature of revenue are credited to other income in Income and Expenditure account and matched to the related costs that they are expected to match, if any.




10. Taxation

The income of the Institute is exempt from Income Tax under the provisions of Section 10 (23 C) (vi) of the Income Tax Act, 1961. The Institute is recognized as a wholly charitable Society and granted registration under section 12 AA of the income Tax Act hence taxes including deferred taxes are not considered.

11. Provisions and Contingent liabilities

1. Provisions are recognized when the Institute has a present obligation as a result of past events, for which it is probable that an outflow of resources will be required to settle the obligation and a reliable estimate of the amount can be made. Provisions are reviewed are reviewed at each Balance sheet date and are adjusted where necessary to reflect the current best estimates of the obligation.
2. Contingencies are disclosed in case where the available information indicates that the loss is reasonably possible but the amount of loss cannot be reasonably estimated, a disclosure to this effect is made in the financial statements.



B. NOTES FORMING PART OF ACCOUNTS


1. Indian Institute of Plantation Management (IIPM) is an autonomous society formed by the Government of India through Ministry of Commerce and Industry. It was registered under the Karnataka Society's Registration Act in 1993.

IIPM (the Institute) offers a two year Post Graduate Diploma Programme in Agri Business and Plantation Management & Post Graduate Diploma Programme in Food Processing & Business Management. The Institute is also involved in offering special training, consulting and Reach out programmes mainly to the plantation industry and the Government bodies.

2. No provision for Income tax is considered necessary as the Institute is a 'Not for Profit' organization with recognition under section 12AA of the Income Tax Act, 1961. Hence Deferred Taxes are also not applicable.

The TDS receivable, ₹ 1,64,941/- (Previous Year ₹ 54,700/-).

3. The Institutes Campus is on a leasehold land from the Bangalore University. The lease is for 30 years effective from 1997, and is renewable for future periods. While the acreage leased is 5 acres, the land in possession of IIPM is 4.50 acres and the balance of land of 0.5 acres is yet to be handed over pending the outcome of a legal case. The Institute has been paying ₹ 4750/- (₹ 4750/-) per year as Lease payments.
4. The Institute has in its books leave encashment to the tune of Rs.42,32,183/- as against the actual liability of Rs.83,58,300/- as at the year end and the Institute has not created any additional provision in the current year, the amount existing as on 31.03.2018 is not sufficient to cover the leave encashment liability of the leave standing to the credit of eligible employees.
5. The Service Tax Department has raised a demand of ₹ 37,83,694/- (₹ 37,83,694/-) towards Service tax on certain taxable services of the Institute. The Institute has preferred an appeal against the said demand with the Tribunal. The Institute is liable for the said liability along with applicable interest and penalty in the event of any adverse decision by the Appellate authority. The Institute has received a sum of Rs.33,22,842/- from the Commodity Boards towards the reimbursement of the Service Tax which has not been remitted pending the decision in the above appeal.
6. The Institute has received Grants to the tune of Rs.9.61crore from Ministry of Commerce & Industry-GOI Towards setting up of SEEF (ASIDE) out of which Rs.9.36 has been transferred to Spices Board till date towards its implementation and the balance capital commitments at the year-end are ₹ 25,00,000/- (Spices Board) (Previous Year ₹ 1,00,00,000/-).
7. The balances in Project accounts, receivables, payables, advances, deposits, accruals and other third party accounts are subject to confirmation and reconciliation.




8. Previous year's figures have been re-grouped / re classified wherever necessary to make them comparable with current year's presentation.



Dr. V.G. Dhanakumar
DIRECTOR



Ramesh.T.K
ASSISTANT ACCOUNTS OFFICER



Date: 27.06.2018
Place: Bengaluru